

# Pronoun Station Activity

LANGUAGE ARTS CLASSROOM

GRAMMAR FREEBIE TWO

## PURPOSE:

When I teach pronouns with older students, it helps for students to feel open and ready to ask questions about pronouns. Students may feel that pronouns are taught during younger grades, but if they do not understand them, we teachers must still teach pronouns.

With these station pronouns, I have provided fun images for getting students to learn pronouns in a memorable way. I have also provided practice sentences. As students move around the room, you can gather informal data.




## IDEAS FOR IMPLEMENTATION:

Provide each student with a copy of the sheets. (I made them half-size to be economical.) Have students write the types of pronouns on the back. Keep all the sheets together to be used as study sheets.

Ask students to write their own sentences using the pronouns. If students use the demonstrative pronouns as adjectives (for example), be sure to explain the differences.

As you read a story, ask students to find a sentence for each type of pronoun. Ask questions about the language used! Why would the author use that specific pronoun? Does that pronoun have an antecedent?

## MORE GRAMMAR STATION ACTIVITIES:



# Personal Pronouns

It's all about me!  
Is it about you?  
It could be about him and them, too!

This is all personal, and that is great!



Directions: Find the personal pronouns in the following sentences.

1. Sheila gave her sister a candy.
2. Cameron distributed it.
3. Ryan took him home.
4. Their dog runs around the neighborhood.
5. Ronny needs them to watch.

# Interrogative Pronouns

Stop! I am a detective, and I have some questions to ask you.  
Whom were you with?  
Who called you?  
Whose hat is this?  
Which story are you telling?  
What is the truth?!

I will interrogate you!



Directions: Find the interrogative pronouns in the following sentences.

1. Whose printer still works?
2. What happened?
3. To whom should I deliver the box?
4. Which is the better option?
5. Who gave George the markers?



# KEY

## Personal Pronouns

It's all about me!

Is it about you?

It could be about him and them, too!

This is all personal, and that is great!



Directions: Find the personal pronouns in the following sentences.

1. Sheila gave her sister a candy.
2. Cameron distributed it.
3. Ryan took him home.
4. Their dog runs around the neighborhood.
5. Ronny needs them to watch.

# KEY

## Interrogative Pronouns

Stop! I am a detective, and I have some questions to ask you.

Whom were you with?

Who called you?

Whose hat is this?

Which story are you telling?

What is the truth?!

I will interrogate you!



Directions: Find the interrogative pronouns in the following sentences.

1. Whose printer still works?
2. What happened?
3. To whom should I deliver the box?
4. Which is the better option?
5. Who gave George the markers?

# Relative Pronouns

We're relative - related like family.

Only on one hand, I have the subject.

On the other hand, I have the verb.

The dog **that** is drooling wants some steak.

If you find a relative pronoun, look for the relatives: a subject and a verb.



Directions: Find the relative pronouns in the following sentences.

1. The boy, **who** loves music, is dancing.
2. Cake, **which** is a special treat, is delicious.
3. Borrow a book from someone **whose** book shelf is full.
4. I can't remember **whom** you called.
5. The meal **that** is burnt needs to be thrown out.

# Indefinite Pronouns

Well! I'm not definite in my idea!

Everyone is arriving?

All of the family will be there?

Much is not finished?

This is all indefinite! It's vague and uncertain.



Directions: Find the indefinite pronouns in the following sentences.

1. **Anyone** can dream!
2. **Much** is now resolved.
3. **Several** of the members volunteered.
4. Yesterday, **everyone** forgot to do dishes.
5. **No one** wants pizza.

# KEY

## Relative Pronouns

We're relative - related like family.

Only on one hand, I have the subject.

On the other hand, I have the verb.

The dog that is drooling wants some steak.

If you find a relative pronoun, look for the relatives: a subject and a verb.



Directions: Find the relative pronouns in the following sentences.

1. The boy, who loves music, is dancing.
2. Cake, which is a special treat, is delicious.
3. Borrow a book from someone whose book shelf is full.
4. I can't remember whom you called.
5. The meal that is burnt needs to be thrown out.

# KEY

## Indefinite Pronouns

Well! I'm not definite in my idea!

Everyone is arriving?

All of the family will be there?

Much is not finished?

This is all indefinite! It's vague and uncertain.



Directions: Find the indefinite pronouns in the following sentences.

1. Anyone can dream!
2. Much is now resolved.
3. Several of the members volunteered.
4. Yesterday, everyone forgot to do dishes.
5. No one wants pizza.

# Demonstrative Pronouns

I am pointing - I am demonstrating!

This is the answer.

That was not the expectation.

These are all available.

Those can't be the answers!



**Directions: Find the demonstrative pronouns in the following sentences.**

1. This is not what I expected.

4. Julie wanted that for herself.

2. Those remain untied.

5. My brother handles these.

3. That belongs to me.

# Compound Personal Pronouns

For myself, compound personal pronouns have an extra personal component.

The students themselves found compound personal pronouns.



**Directions: Find the compound personal pronouns in the following sentences.**

1. Darla gave herself extra time.

4. The students themselves cleaned the gym.

2. George himself wrote the poem.

5. Keep yourself neat for the presentation.

3. My plan was to save myself money!

# KEY

## Demonstrative Pronouns

I am pointing - I am demonstrating!

This is the answer.

That was not the expectation.

These are all available.

Those can't be the answers!



Directions: Find the demonstrative pronouns in the following sentences.

1. This is not what I expected.

4. Julie wanted that for herself.

2. Those remain untied.

5. My brother handles these.

3. That belongs to me.

# KEY

## Compound Personal Pronouns

For myself, compound personal pronouns have an extra personal component.

The students themselves found compound personal pronouns.



Directions: Find the compound personal pronouns in the following sentences.

1. Darla gave herself extra time.

4. The students themselves cleaned the gym.

2. George himself wrote the poem.

5. Keep yourself neat for the presentation.

3. My plan was to save myself money!